

KINGSTON IV, V & VI

- IV** KINGSTON IV WHIRLPOOL 6032KWSR/SL*
 KINGSTON IV AIR BATH 6032KASR/SL*
 KINGSTON IV COMBO BATH 6032KWASR/SL*
 KINGSTON IV TUB ONLY 6032KTSR/SL*
- V** KINGSTON V WHIRLPOOL 6036KWSR/SL*
 KINGSTON V AIR BATH 6036KASR/SL*
 KINGSTON V COMBO BATH 6036KWASR/SL*
 KINGSTON V TUB ONLY 6036KTSR/SL*
- VI** KINGSTON VI WHIRLPOOL 7236KWSR/SL*
 KINGSTON VI AIR BATH 7236KASR/SL*
 KINGSTON VI COMBO BATH 7236KWASR/SL*
 KINGSTON VI TUB ONLY 7236KTSR/SL*

INSTALLATION NOTES: Install this acrylic fixture according to the installation manual. Confirm specifications before starting installation.

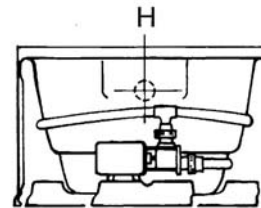
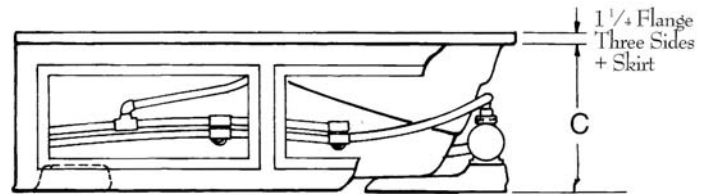
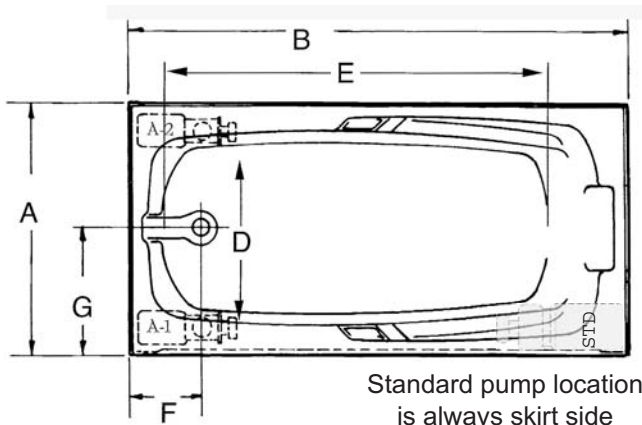
ELECTRICAL REQUIREMENTS: Whirlpool pump/motor 120V, 20A, 60HZ, Air Blower/Heater 120V, 20A, 60HZ. Dedicated GFCI required.

All dimensions are +/- 1/4" and subject to change without notice.

All models shown have an integral skirt and integral up flange.

Access panels on the skirt are provided for all tubs with pumps, blowers, and heaters.

* Left or Right Drain



MODEL #	A	B	C	D	E	F	G	H
6032	32	59 3/4	21 1/2	16	37	9 1/2	16	5 1/2
6036	36	59 3/4	21 1/2	19	37	10	18	5 1/2
7236	36	71 3/4	21 1/2	19	50	10	18	5 1/2

MODEL #	WATER CAPACITY OPERATING LEVEL	WATER CAPACITY TO OVERFLOW	WATER DEPTH TO OVERFLOW	APPROX. UNIT WT.
6032 WHIRL/AIR/COMBO	41 gal.	54 gal.	16 3/4	120 lbs.
6032 SOAKER	-	54 gal.	16 3/4	85 lbs.
6036 WHIRL/AIR/COMBO	44 gal.	58 gal.	16 1/2	135 lbs.
6036 SOAKER	-	58 gal.	16 1/2	100 lbs.
7236 WHIRL/AIR/COMBO	51 gal.	71 gal.	16 1/2	145 lbs.
7236 SOAKER	-	71 gal.	16 1/2	110 lbs.



Sales & Customer Service
 phone: 800.930.0050
 fax: 800.930.0051
 email: sales@luxurylinetubs.com
 web: www.luxurylinetubs.com

Facilities
 1610 James Rodgers Drive
 Valdosta, GA 31601
 510 E Jones St
 Wilson, NC 27893