

LINDSY I & II

I LINDSY I WHIRLPOOL 7248LW
 LINDSY I AIR BATH 7248LA
 LINDSY I COMBO BATH 7248LWA
 LINDSY I TUB ONLY 7248LT

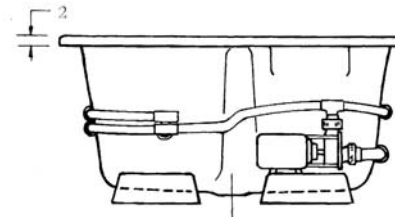
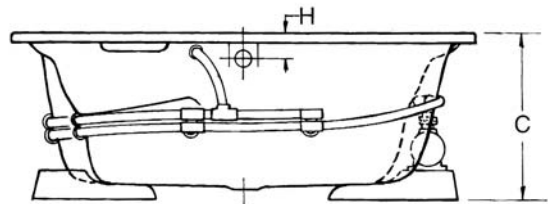
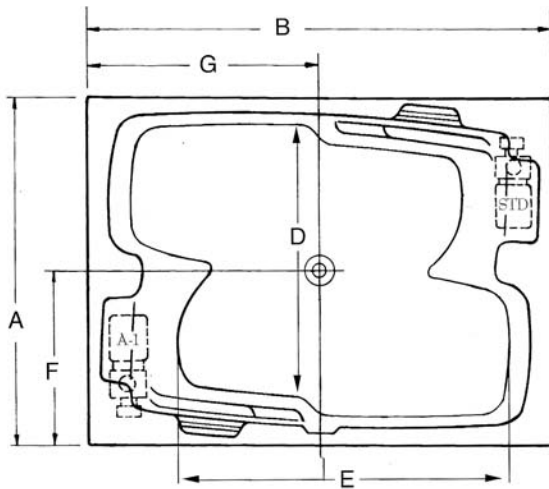
II LINDSY II WHIRLPOOL 7254LW
 LINDSY II AIR BATH 7254LA
 LINDSY II COMBO BATH 7254LWA
 LINDSY II TUB ONLY 7254LT

INSTALLATION NOTES: Install this acrylic fixture according to the installation manual. Confirm specifications before starting installation.

ELECTRICAL REQUIREMENTS: Whirlpool pump/motor 120V, 20A, 60HZ, Air Blower/Heater 120V, 20A, 60HZ. Dedicated GFCI required.

All dimensions are +/- 1/4" and subject to change without notice.

Available with an optional attachable skirt with removable access panel.



MODEL #	A	B	C	D	E	F	G	H
7248	48	72	26	30	42	24	36	5 1/2
7254	53 5/8	71 5/8	26	40	42	26 3/4	35 3/4	5 1/2

MODEL #	WATER CAPACITY OPERATING LEVEL	WATER CAPACITY TO OVERFLOW	WATER DEPTH TO OVERFLOW	APPROX. UNIT WT.
7248 WHIRL/AIR/COMBO	70 gal	127 gal	16 1/4	205 lbs.
7248 SOAKER	-	127 gal	16 1/4	170 lbs.
7254 WHIRL/AIR/COMBO	80 gal.	140 gal	16	218 lbs.
7254 SOAKER	-	140 gal	16	183 lbs.



Sales & Customer Service
 phone: 800.930.0050
 fax: 800.930.0051
 email: sales@luxurylinetubs.com
 web: www.luxurylinetubs.com

Facilities
 1610 James Rodgers Drive
 Valdosta, GA 31601
 510 E Jones St
 Wilson, NC 27893