

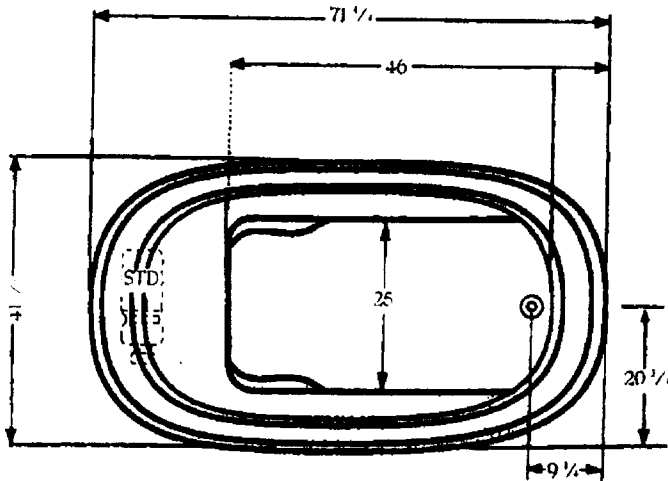
SAVANNAH II

SAVANNAH II	WHIRLPOOL	7242SW
SAVANNAH II	AIR BATH	7242SA
SAVANNAH II	COMBO BATH	7242SWA
SAVANNAH II	TUB ONLY	7242ST

INSTALLATION NOTES: Install this fixture according to the installation manual. Confirm specifications before starting installation.

ELECTRICAL REQUIREMENTS: Whirlpool pump/motor 120V, 20A, 60HZ, Air Blower/Heater 120V, 20A, 60HZ. Dedicated GFCI required.

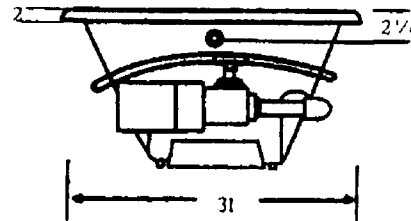
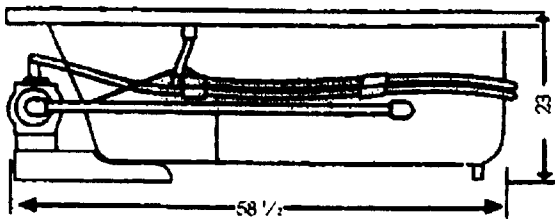
All dimensions are +/- 1/4" and subject to change without notice.



ELECTRICAL SPECIFICATIONS - 115V, 20 AMP, GFCI Protected Circuit.

SPECIFICATIONS	WHIRLPOOL	TUB
41 1/2" x 71 1/2" x 23" Lip 2"		
Water Capacity - Operating Level	45.0 gal.	
- To Overflow	87.0 gal.	87.0 gal.
Approx. Unit Weight	147.0 lbs.	112.0 lbs.
Approx. Shipping Weight	212.0 lbs.	177.0 lbs.

*All dimensions are +/- 1/8" and subject to change without notice. Always pre-measure tub/whirlpool prior to framing alcove or creating deck installation cut out.



Sales & Customer Service
 phone: 800.930.0050
 fax: 800.930.0051
 email: sales@luxurylinetubs.com
 web: www.luxurylinetubs.com

Facilities
 1610 James Rodgers Drive
 Valdosta, GA 31601
 510 E. Jones St.
 Wilson, NC 27893